

Emergency exit devices

1 / 2 / 3 Points rim type push pad. LITE series

- » Rim type emergency exit device.
- » 8 mm. follower
- » Finishes: cover in black and push-pad in green.
- » Outside device similar to LITE rim panic exit device series.

1 point Push-Pad: LITEPUL1S
Certification EN 179

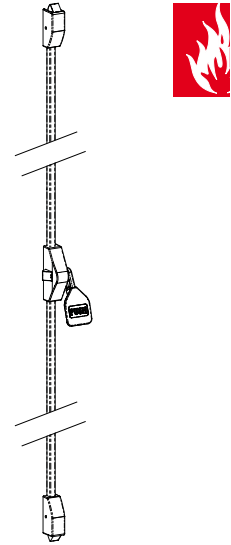
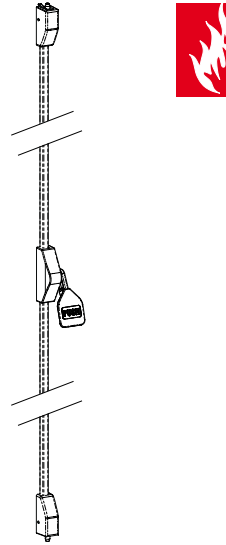
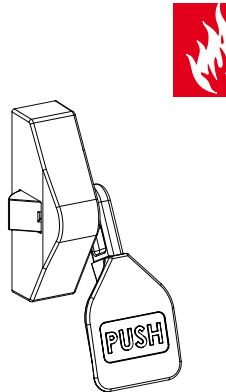
2 points Push-Pad: LITEPUL20
(roller bolt solution)
Certification EN 179

2/3 points Push-Pad: LITE-PUL3S
Certification EN 179:

3 7 6 B 1 3 2 2 B A

3 7 6 B 1 3 2 2 B A

3 7 6 B 1 3 2 2 B A

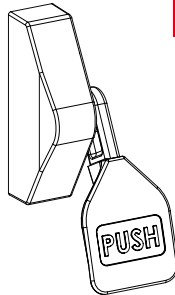


Product code
LITEPUL1S908NV
LITEPUL20908NV
LITEPUL3S908NV

Highlighted part numbers: "Express 5" service.

Mortice type push pad

- » Mortice type emergency exit device.
- » 8/9 mm. follower
- » Finishes: cover in black and push-pad in green.
- » Outside device similar to LITE mortice panic exit device series.



Product code	Field of application
LITEPUL1E909NV	for CF60 - CF32
LITEPUL1E908NV	for 2035T - 2037F - 4039T - 2230BA - 2240PA

Highlighted part numbers: "Express 5" service.