

Touch type panic exit device. Quick serie

Rim model. QUICK1S

Rim panic device with one lateral locking point.
Steel pullman-latch with deadlatch.



EN 1125 certification:

3 7 6 B 1 3 2 2 B A

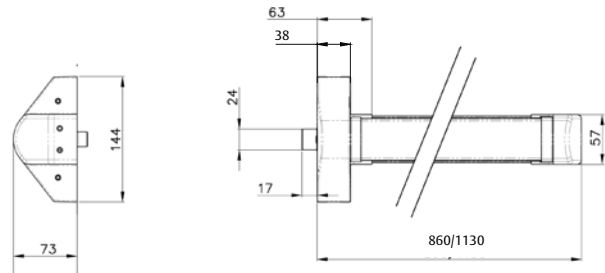
The box includes:

- » 1 horizontal bar and a modular head.
- » Accessories: Fixing screws, strike, follower and base plate.
- » Assembly instructions and installation template.



QUICK1S nickel plated finish

Options
Standard dogging devices (no FR)
Cylinder dogging devices (no FR)
Floor strike
Zink alloy strike (no FR)
Adjustable strike (no FR)
Door width = 1.200 mm



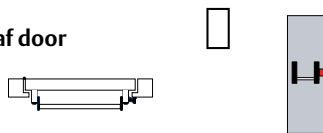
Latch	Deadlatch	Dogging devices	Strike	Door width	Cover finish	Bar finish	Product code
Steel	Yes	No	Steel	1.200	Black	Red	MNBT101M02SNRT
Steel	Yes	No	Steel	900	Black	Green	MNBT101M09SNVT
Steel	Yes	No	Steel	900	Silver	Silver	MNBT101M09SGGT
Steel	Yes	No	Steel	900	Nickel plated	Nickel plated	MNBT101M09SSAT
Steel	Yes	No	Steel	900	Black	Red	MNBT101M09SNRT

Highlighted part numbers: "Express 5" service.

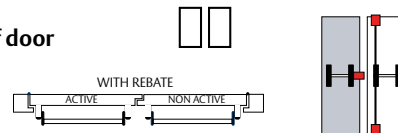
For other combinations/requirements, refer to the PRODUCT CODE CONSTRUCTION chart in page 31

Configuration

1 leaf door



2 leaf door



Outside device	Blind plate	Blind lever handle	Modular lever handle
No outside opening	•		
Free passing door		•	•
Cylinder locking	Knob / lever handle opening		•
	Captive Key system		• (1)

(1) It is needed to lock the outside access device to remove the key