

Link arm door closers

CT1800

Multi size door-closer (2-3-4) by means of three mounting positions.
CT1800 has been EN1154 certified and hence valid for Fire Doors.

- » One model for three sizes: EN2, EN3 and EN4
- » Maximum opening up to 180° (depending on door hinges and environment). Up to 105° mounted at size 4.
- » Distance between fixing holes is 19 mm:
CT1800 closers fit any aluminium door.
- » Reversible, non handed.
- » Finishes: White (BL), Black (NE), Silver (PL).

Classification with EN1154:1996+A1:2002

Standard arm transom mountings:

3 8 2/4 1 1 4

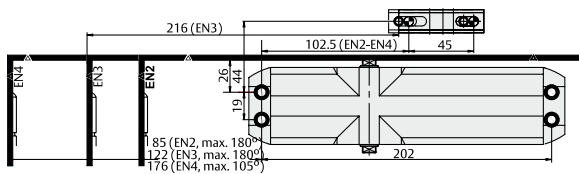
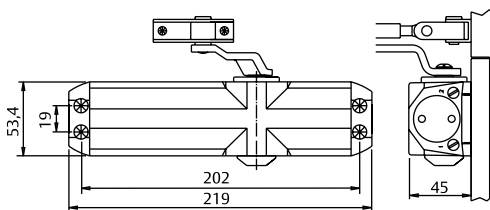
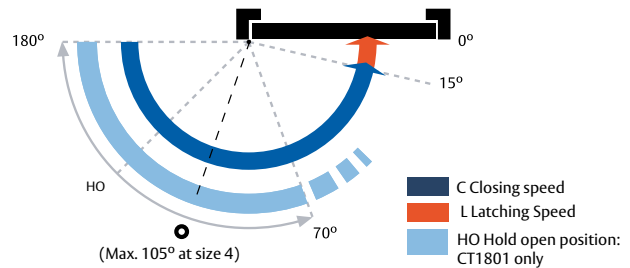
With parallell arm bracket SOP1800

3 8 3 1 1 4

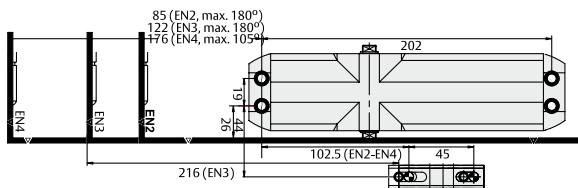


EN 1154 CERTIFIED

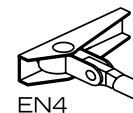
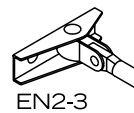
Fire door



Standard mounting: Pull side



Transom mounting: Push side



Non hold open (EN1154 Certified)		
Size	Model	Finish
2 - 4	CT180034BL	White
2 - 4	CT180034NE	Black
2 - 4	CT180034OR	Gold
2 - 4	CT180034PL	Silver

Hold open (Not suitable for fire doors)		
Size	Model	Finish
2 - 4	CT180134BL	White
2 - 4	CT180134NE	Black
2 - 4	CT180134OR	Gold
2 - 4	CT180134PL	Silver

Paralell arm installation bracket	
Reference	Finish
SOP1800BL	White
SOP1800NE	Black
SOP1800OR	Gold
SOP1800PL	Silver



SOP1800 Parallel Arm installation bracket.

Size	Door Width cm	Door Weight Kg	Adjustment
2	85	40	VC - GF
3	95	60	VC - GF
4	110	80	VC - GF