

# Residential handles



**ASSA ABLOY**

Specifically designed for residential buildings. Choice is based mainly on aesthetic and design criteria.

Zamak-5 (UNE 37302 1a R and DIN 1743-1) is a zinc alloy (4% aluminium, 1% copper, 0.05% magnesium, 94.95% zinc). It is a hard, highly resistant injectable material, very adequate for applications demanding high friction levels. Brass is a copper and

zinc alloy whose main advantages are malleability, ductility and mechanical resistance to atmospheric corrosion.

Handles with a brass base piece are also subject to various treatments before resulting in the finished product: The brass handle has been polished, achieving a satin or matt finish.

## The pack with a rosette includes

- » A set of handles with an internal plate and a cover, a 8x105 mm spindle, a recoil spring, 4 coach screws, 2 bolts and an allen key.

## The pack with a long plate includes

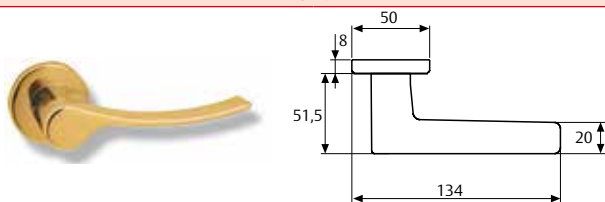
- » A set of handles with a long plate, a 8x105 mm spindle, a recoil spring, 4 coach screws, 2 bolts, an allen key and instructions for hand change in privacy function.

## Functions

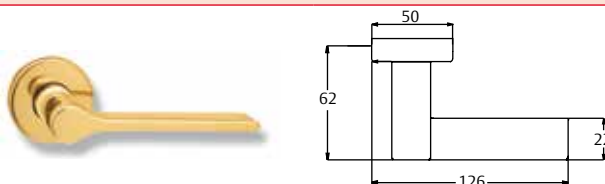
- » Front-end: keyhole at 85, 72, 70 and 47 mm; for half handle, keyhole at 85, 72, 70 and 47 mm.
- » Privacy: deadbolt at 85, 72, 70 and 47 mm.
- » Passage.

Finishes: LP/LM/CR/CM/MB/NE/NS  
(check for special colours)

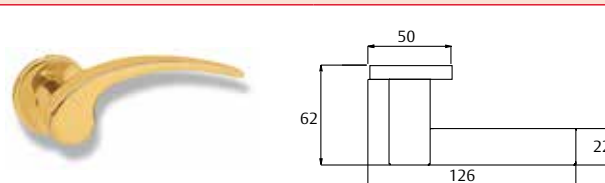
### Thema



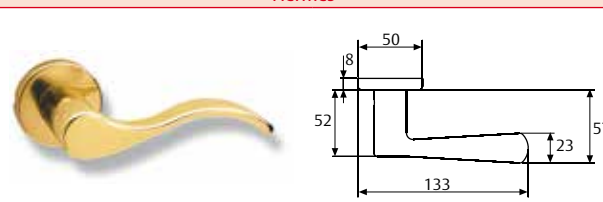
### Delta



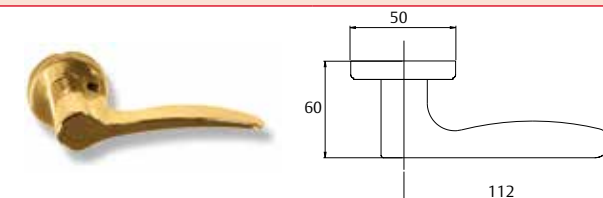
### Kira



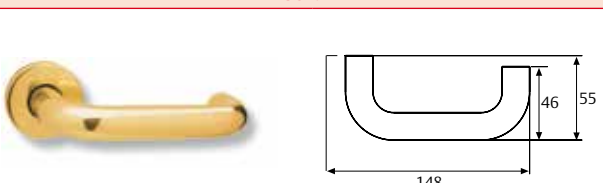
### Hermes



### Arco



### Sena



## Product code construction

Handle	Function	Escutcheons	Spindle	Distance between axis	Finishes
Barcelona (MB)	Passage (5)	Rosette (R)	8	47 / 70 / 72 / 85	Polished brass (LP)
Arco (MA)	Entrance (0)	Long plate (L)			Satin brass (LM)
Delta (MD)	Privacy (E)				Satin chrome (CM)
Sena (MS)					Bright chrome (CR)
Kira (MK)					PVD (LPD) *
Vector (MV)					
Hermes (MH)					

\*Metallic aspect with high resistance

Pour plus d'informations, visitez [www.tesa.es](http://www.tesa.es)  
ou envoyer un e-mail à [marketing@tesa.es](mailto:marketing@tesa.es)

# Residential handles

## Complements D50

### Euro profile

- The pack includes
- » A set with support pieces and covers.
  - » 4 coach screws.




- Finishes
- » LP / LM / CR / CM / MB / NE / NS / LA / LPD / BL.

Product code	Finishes
MBORBOM	MB
MBORBOM	NE
MBORBOM	BL
MBORBOM	LPD

Product code	Finishes
MBORBOM	LP
MBORBOM	LM
MBORBOM	CR
MBORBOM	CM

### Warded key

- The pack includes
- » A set with support pieces and covers.
  - » 4 coach screws.




- Finishes
- » LP / LM / CR / CM / MB / NE / NS / LA / LPD / BL.

Product code	Finishes
MBORBOR	LP
MBORBOR	LM
MBORBOR	CR
MBORBOR	CM

Product code	Finishes
MBORBOR	MB
MBORBOR	NE
MBORBOR	BL
MBORBOR	LPD

### Thumbturn

- The pack includes
- » A set with support pieces and covers.
  - » A 6 x 52 mm spindle.
  - » 4 coach screws.




- Finishes
- » LP / LM / CR / CM / MB / NE / NS / LA / LPD / BL.

Product code	Finishes
MBOREME	LP
MBOREME	LM
MBOREME	CR
MBOREME	CM

Product code	Finishes
MBOREME	MB
MBOREME	NE
MBOREME	BL
MBOREME	LPD

### Blank plate

- The pack includes
- » A set with support pieces and covers.
  - » 4 coach screws.



- Finishes
- » LP / LM / CR / CM / MB / NE / NS / LA / LPD / BL.

Product code	Finishes
MBOR000	LP
MBOR000	LM
MBOR000	CR
MBOR000	CM

Product code	Finishes
MBOR000	MB
MBOR000	NE
MBOR000	BL
MBOR000	LPD

